

Economy of Slovakia



**Gross
domestic
product
€ 85 032 mil.**

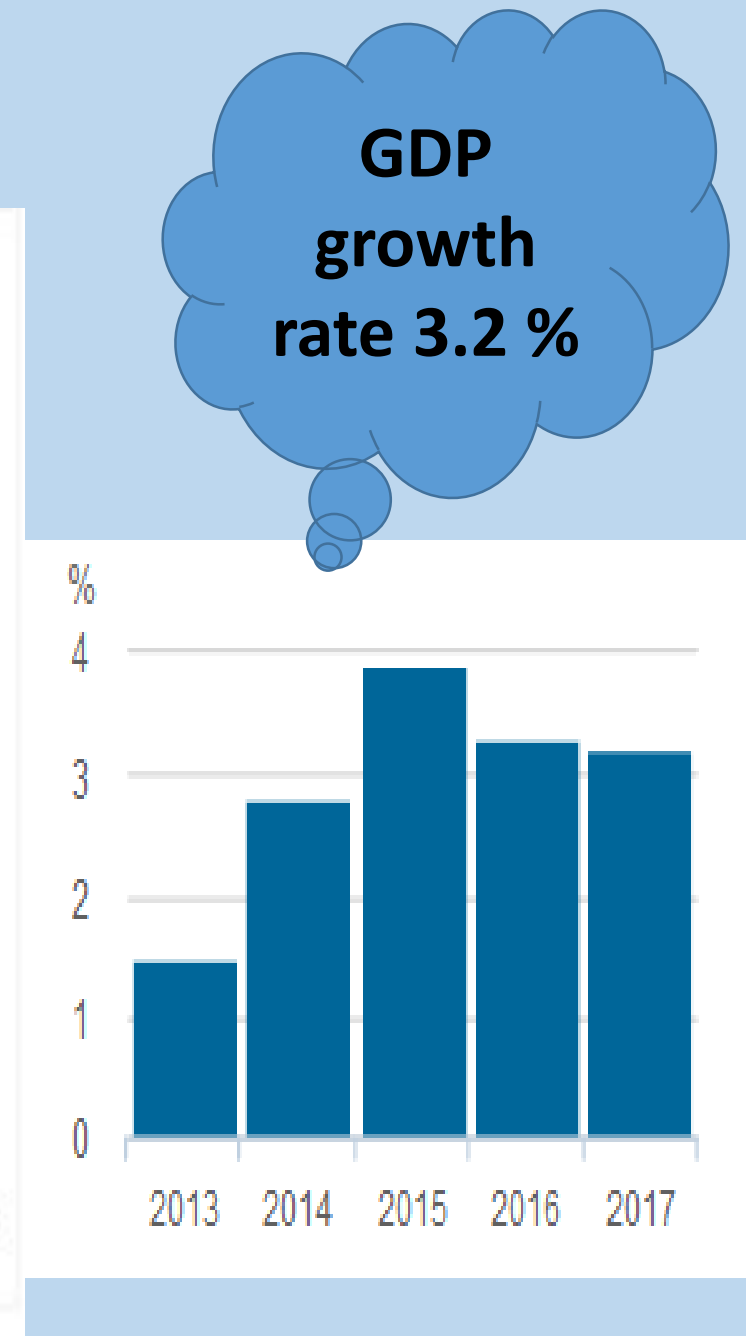
**Unemployment
rate 8.1 %**



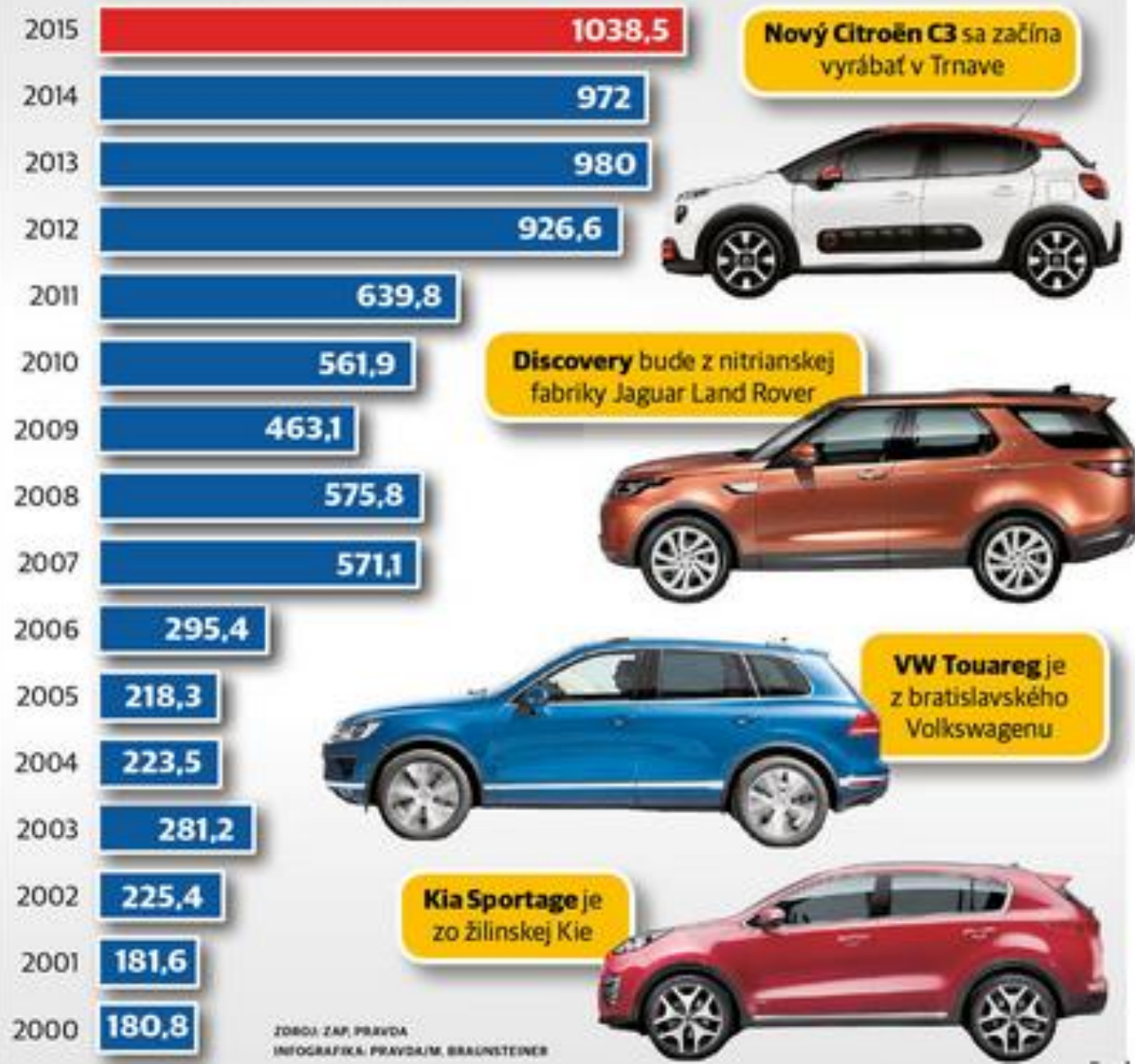
**Inflation
CPI index
1.3 %**



Economic growth



Produkcia v tisícoch áut ročne




Traction horses of the Slovak economy

Kia Motors Slovakia
Peugeot Citroen Slovakia
Volkswagen Slovakia
Jaguar Land Rover


2017 – 1 025 thousand pieces

International trade

Export € 74 757.1 m



Import € 71 706 m

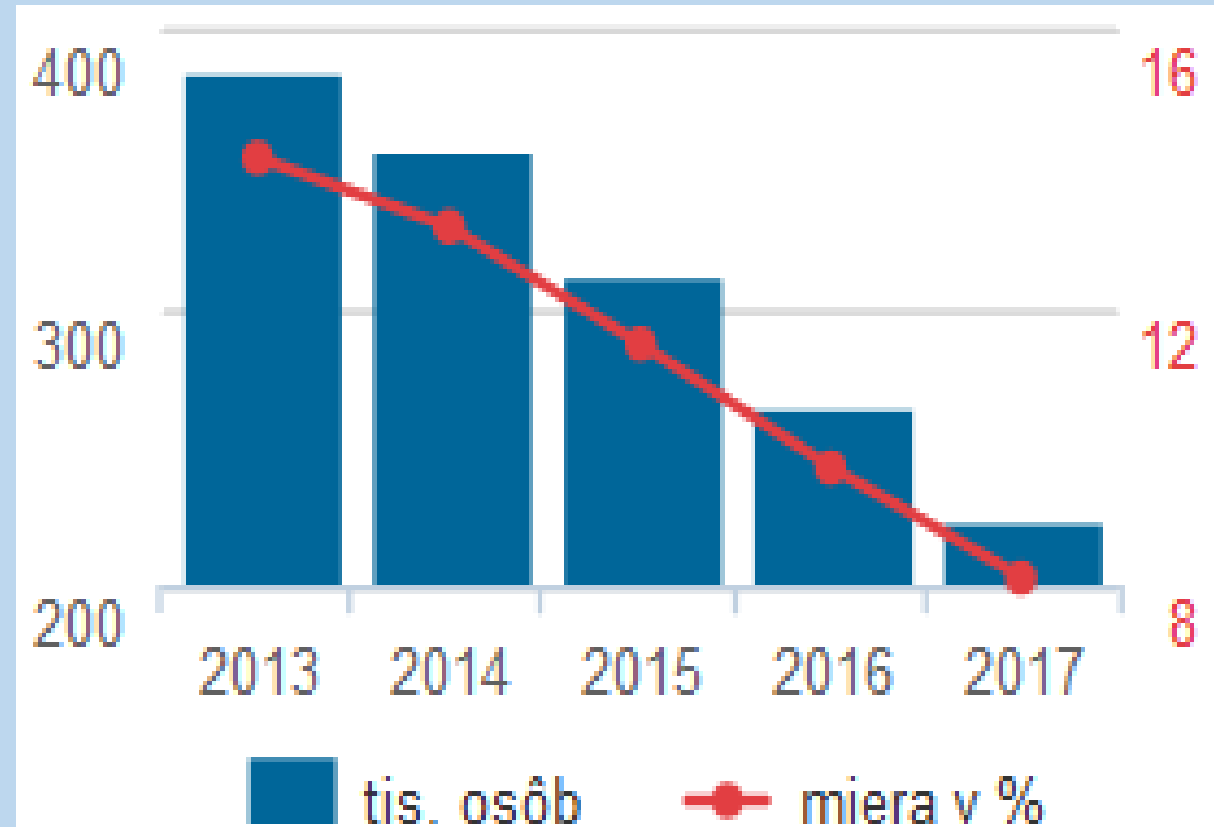


**Balance
+ € 3 051.1 m**



Employment

- Number of unemployed: 224 thousand
- Unemployment rate: 8.1 %
- Minimum wage: € 435/month
- Average wage: € 954 /month



National Debt



- Debt € 43 244 m
- € 7 956.1 €/citizen
- Debt rate related to GDP 50.9 %

Government Budget

Incomes of Slovakia	Million Euro	Per citizen
Sum of taxes	15,555	2,858
• Tax on income	5,938	1,091
• Individuals	3,077	565
• Legal person	2,618	481
• VAT	6,104	1,122
• Excise duty	2,341	430
Social security levies	7,458	1,370
Health insurance levies	3,553	653
Sum of government incomes	34,432	6,326

Expenditures of Slovakia	Million Euro	Per citizen
Government	15,956	2,932
• Ministry of Labour	2,341	430
• Ministry of Education	1,364	251
• Ministry of Health	1,396	257
• Ministry of Defence	1,082	199
Municipalities	5,958	1,095
Social insurance company	7,882	1,448
Health insurance companies	4,711	866
Sum of government expenditures	35,175	6,463

A cartoon illustration depicting a large, muscular hand in a red, white, and blue sleeve with a white cross on a red shield, pulling a man in a green suit upside down by his neck. Money is falling out of the man's pockets.

-



Electric




A collection of various alcoholic beverages including wine, spirits, and beer. The image shows several bottles and glasses filled with different liquids, set against a warm, orange-toned background. The items include a bottle of white wine, a bottle of red wine, a bottle of dark spirits, a bottle of beer, and several glasses containing the respective beverages.

Beer: 0,1 €/0,5 l/12 stupňov

Standard of Living

Price Level

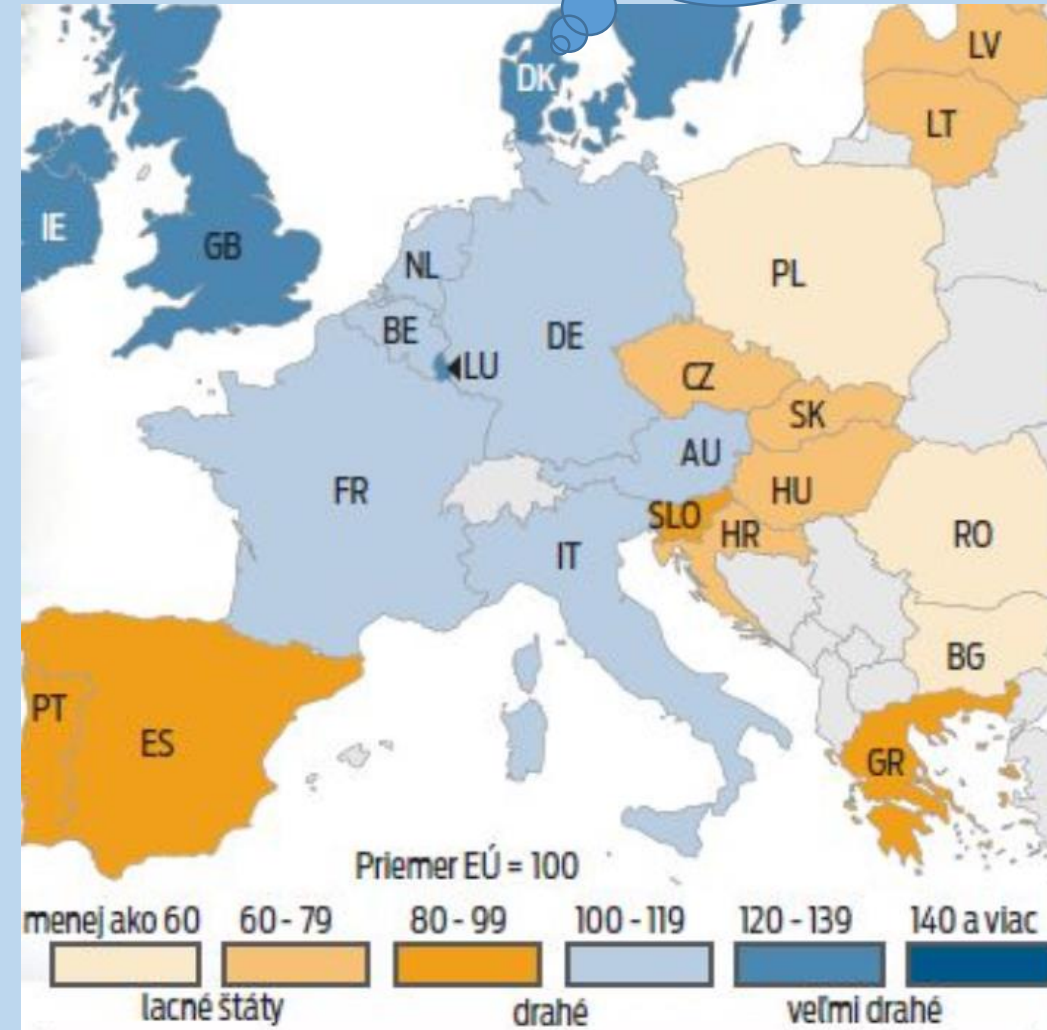


HDI Human Development Index(UNO, sample = 149 countries):

Retirement age: 62

- Country
 - Italy
 - Poland
 - **Slovakia**
 - Lithuania
 - Greece
- Position

Work years	Pension
30	278.9
35	299.5
40	322.0
45	352.8
50	383.5





**Clothes,
shoes 6 %**

**Grocery
21.4 %**



**Transport
14 %**


Expenditure structure of an average Slovak citizen



**Energy, rent
19.1 %**



**Alcohol,
tobacco 3 %**





Slovak Bank System

**1st level: Slovak
National Bank**

**2nd level: Commercial
banks**

**SLOVENSKÁ
SPORITEĽŇA**



TATRA BANKA
Member of Raiffeisen Bank International



otpbanka



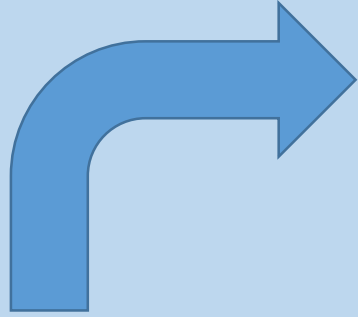
VÚB BANKA

Prima Banka



UniCredit Bank

Slovakia belongs to the Eurosystem



Slovak
National
Bank



**Official
currency:**

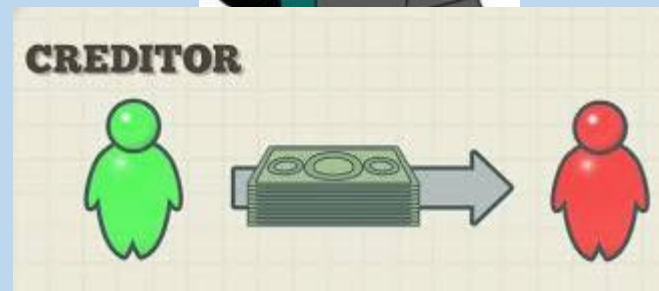


Intermediary

Deposits/
Investments



Need for
money= loan



Bank products = money valorisation



Home
savings



Mutual
Funds



Term Deposit



Bank products = Finance lending

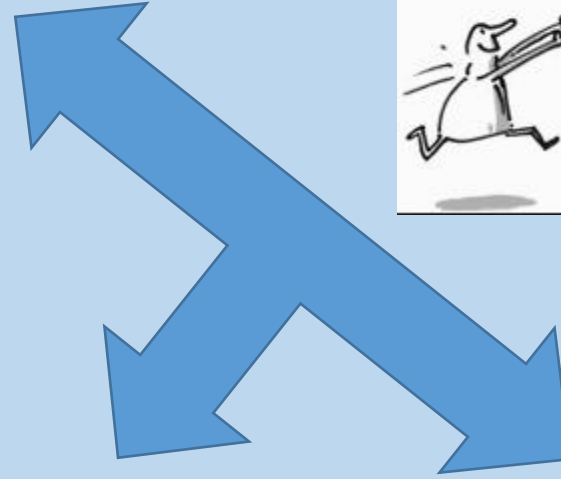


Mortgage

Consumer loan



Overdraft



**THANK YOU
FOR YOUR
ATTENTION**

